



# NFHS SOCCER RULES POWER POINT

National Federation of State  
High School Associations



2020-21

# NFHS RULES BOOKS AS E-BOOKS

National Federation of State High School Associations



## GET NFHS RULES ON YOUR MOBILE DEVICE

Have you been without your printed rules book and needed to find an obscure rule quickly, make a note or highlight a rule?

**E-books Features:**

- Searchable
- Highlight Areas of Interest
- Make Notes
- Easy Navigation
- Adjustable Viewing Size
- Immediate Availability



[www.nfhs.org/ebooks](http://www.nfhs.org/ebooks)

NFHS Rules and Case e-books for \$6.99 each

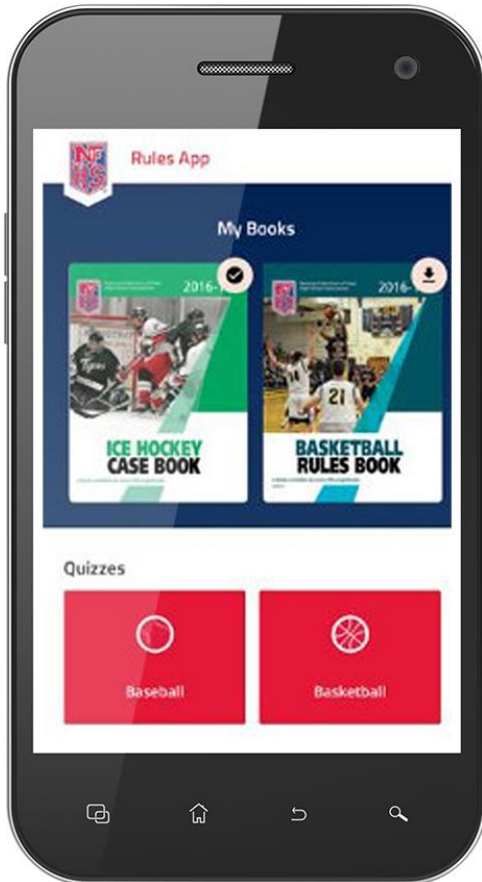
Download from iTunes or Amazon

## E-books features:

- Searchable
- Highlight areas of interest
- Make notes
- Easy navigation
- Adjustable viewing size
- Immediate availability




# NEW NFHS RULES APP



## Rules App features:

- Searchable
- Highlight notes
- Bookmarks
- Quizzes for all sports
- Easy navigation
- Immediate availability
- Free to paid members of the NFHS Coaches and Officials Associations
- [www.nfhs.org/erules](http://www.nfhs.org/erules) for more information





2020-21

# NFHS SOCCER RULES CHANGES





## **RULE 2-2-4 BALL SPECIFICATIONS**

### **Art. 4...**

If the ball becomes deflated during play, it is declared dead and the game is resumed by a drop ball at the spot where it was last played. If the ball becomes deflated within the goal area, then the ball is dropped subject to the provisions of Rule 9-2-2 and 9-2-3. Ball deflated during a penalty kick results in retaken kick.





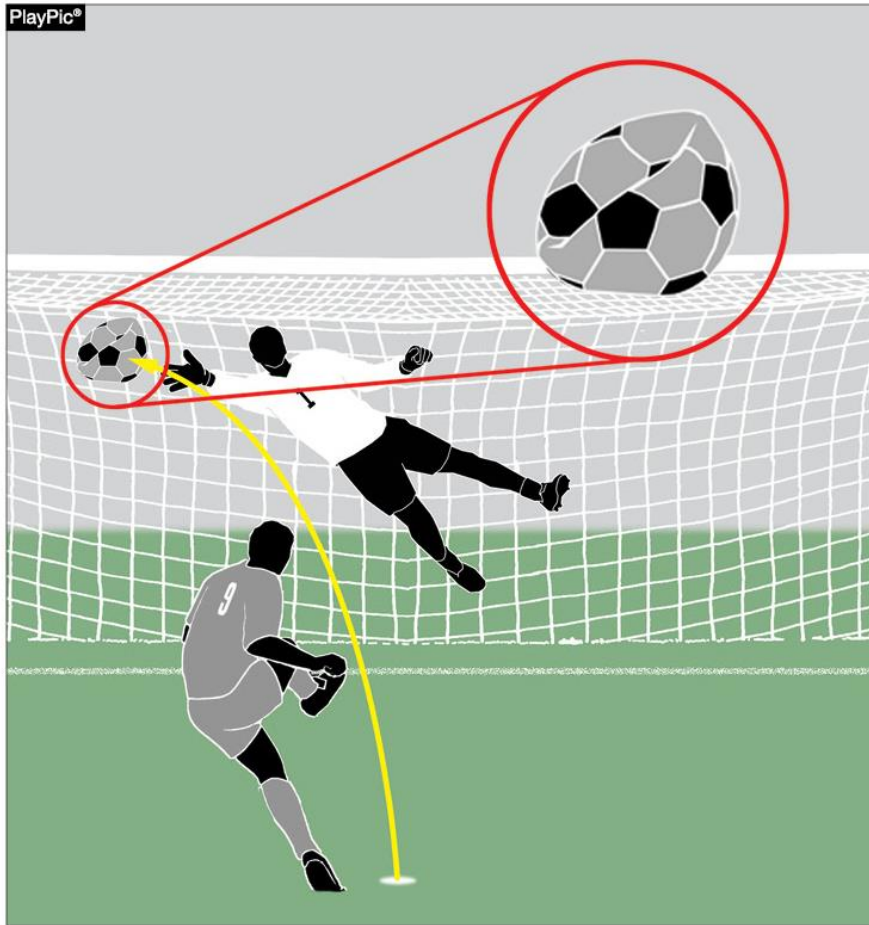
## RULE 2-2-4 DEFLATED BALL



If the ball becomes deflated during play, it will be put into play with a drop ball to a player of the team last in possession at the spot where it was last played.



## RULE 2-2-4 DEFLATED BALL



If ball becomes deflated during a penalty kick, the kick will be retaken.



## **RULE 4-1-1A    REQUIRED EQUIPMENT UNIFORM**

---

The visiting team shall wear solid white jerseys and solid white socks, and the home team shall wear dark jerseys and socks (dark is defined as any color which contrasts with white).







# RULE 4-1-1A UNIFORM



Players are no longer required to tuck in jerseys.



## **RULE 4-2-7E, F OTHER EQUIPMENT DELETE**

### **Art. 7...**

A tooth and mouth protector (intraoral), if worn, shall:

- e. not be completely white; and
- f. not be completely clear.

SMAC no longer recommends the mouth protector meet these two criteria; dropping these two requirements bring soccer in line with the other sports that allow mouth guards.





# RULES 4-2-7E, F (DELETED) EQUIPMENT



Tooth and mouth protectors (intraoral), if worn, are no longer illegal if completely white or clear.



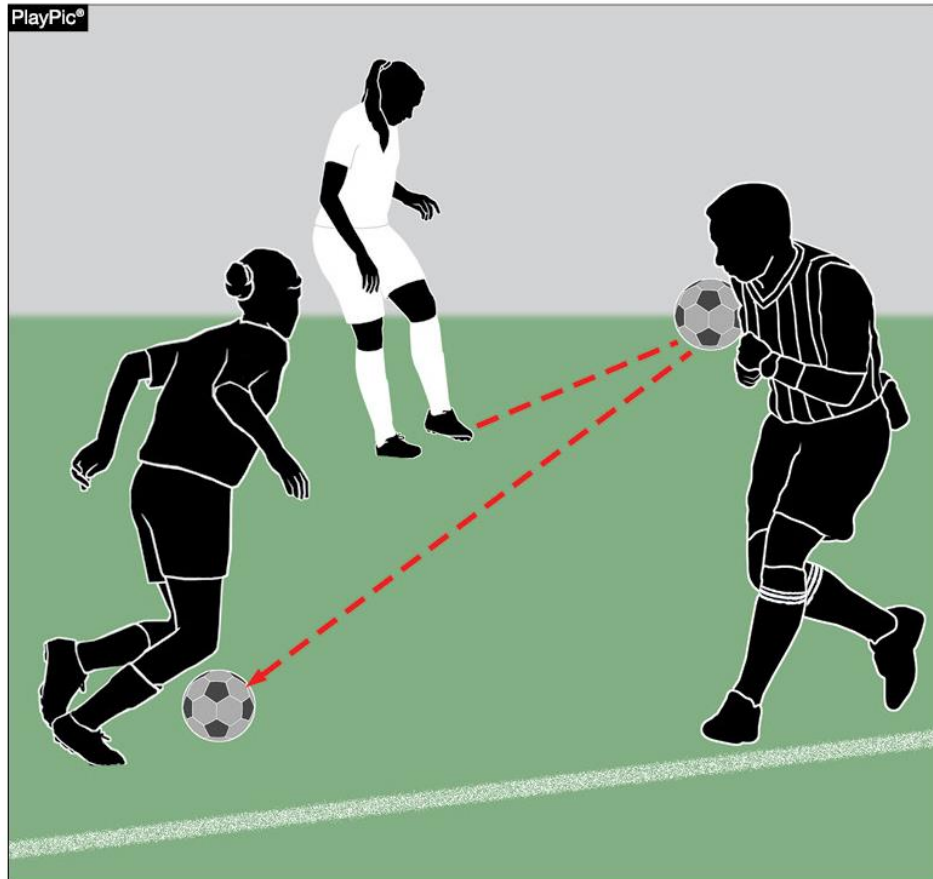
## **RULE 9-1-1B BALL IN AND OUT OF PLAY**

The ball is out of play when:

- a. it has completely crossed the goal line or touch line, whether on the ground or in the air;
- b. the ball touches an official and remains on the field; and
  - 1. a team starts a promising attack;
  - 2. goes directly into the goal;
  - 3. possession changes



## RULE 9-1-1B BALL IN OR OUT OF PLAY



- A team should not gain an advantage when the ball touches the referee and stays on the field, including when it goes to an opponent (as shown), goes into the goal or starts a promising attack.
- Restart with a drop ball to a player of the team last in possession at the spot where it was last played.



## RULE 9-2-1 DROP BALL

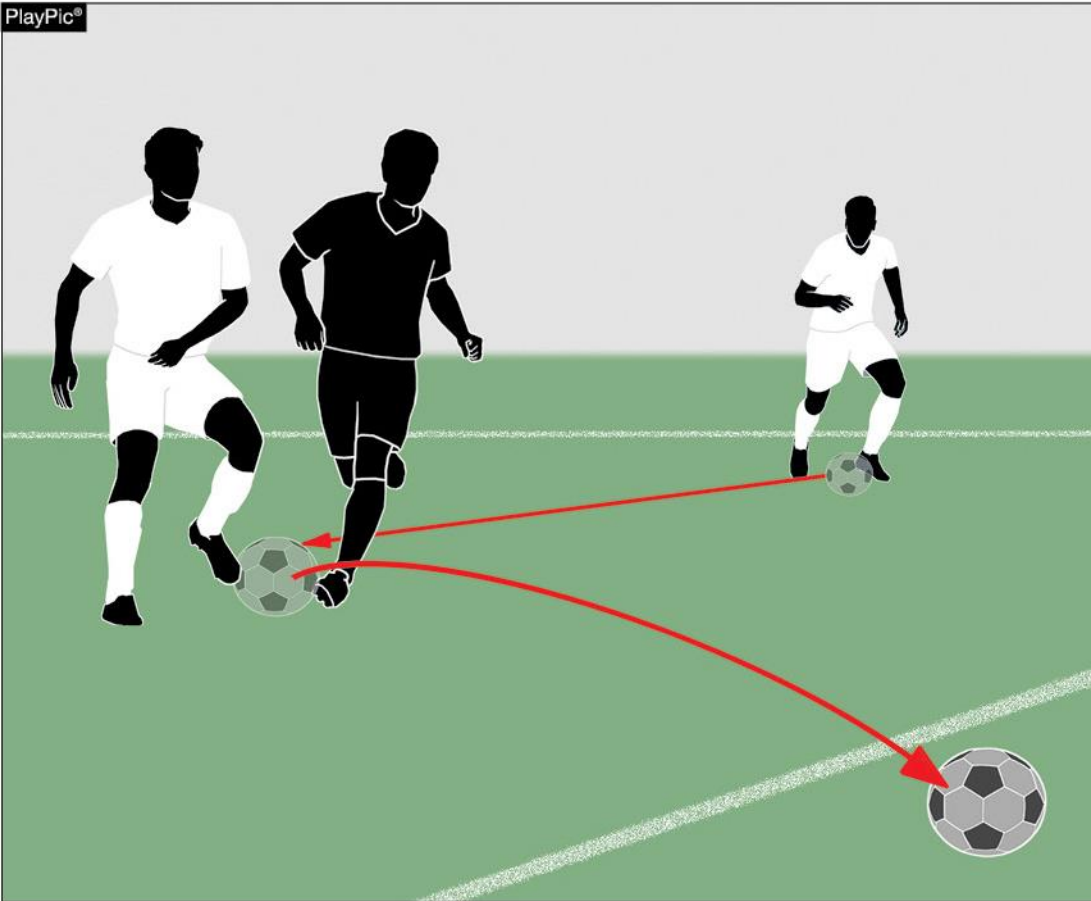
ART. 1...The game is restarted with a drop ball:

- a. when the ball is caused to go out-of-bounds by two opponents simultaneously;
- b. when the ball becomes deflated; (2-2-4)
- c. following a temporary suspension of play for an injury or unusual situation; (except as noted in 14-1-7) and the goalkeeper is not in possession of the ball.
- d. when simultaneous fouls of the same degree occur by opponents;  
or
- e. when the ball touches an official as per 9-1-1b.





# RULES 9-2-2, 9-2-3 DROP BALL



If the ball was caused to go out of bounds by two opponents simultaneously, the ball is dropped five yards inside the boundary line to one player of the team in possession of the ball prior to the simultaneous touch, unless this was in the goal area.



## **RULE 9-2-3 DROP BALL**

### **ART. 3...**

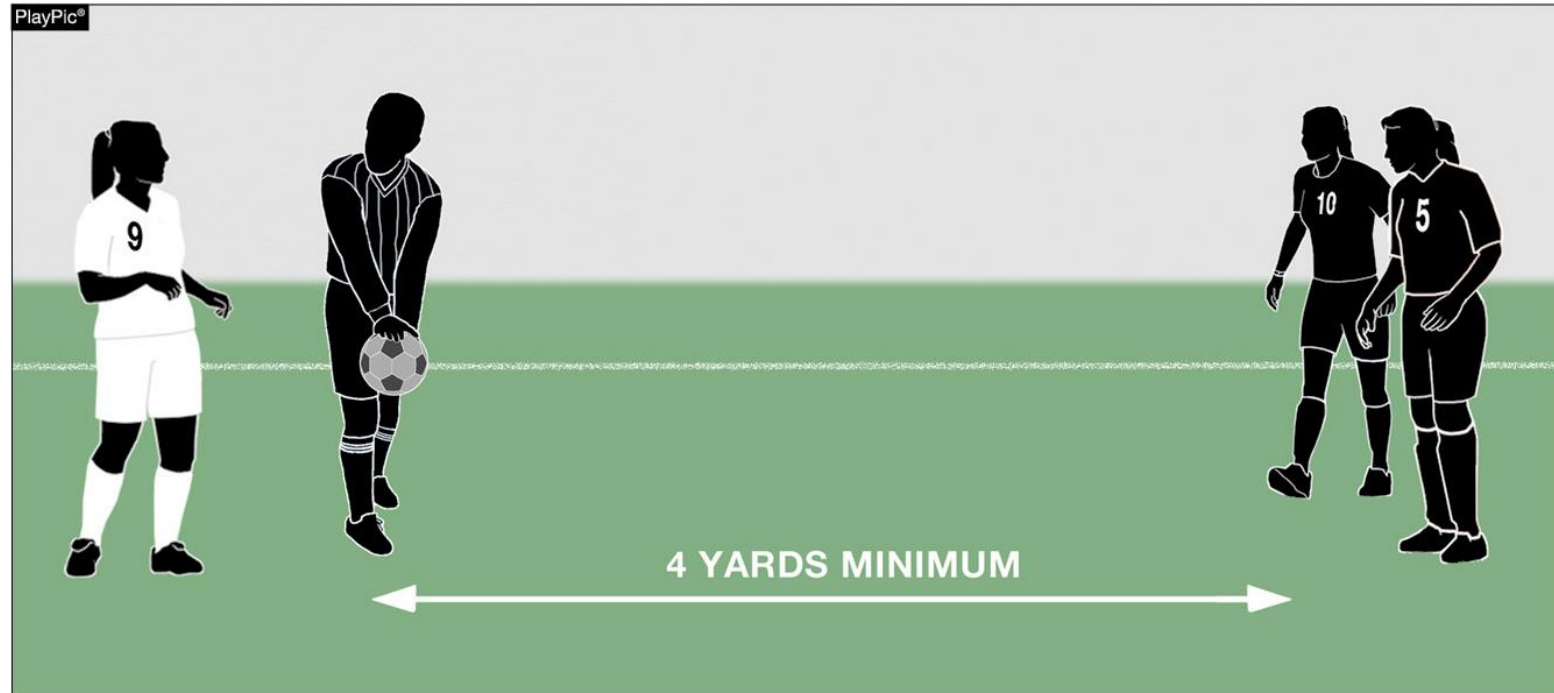
The ball is dropped by an official from waist level to the ground. The referee drops the ball to one player of the team that last possessed the ball at the position where it was last touched by a player(s), an outside agent or match official. If when play was stopped, the ball was in the penalty area or the last touch, by either team, was in the penalty area, the ball is dropped to the defending team's goalkeeper with all opposing players outside the penalty area. In all cases, all other players must remain at least 4 yards from the ball until it is in play.







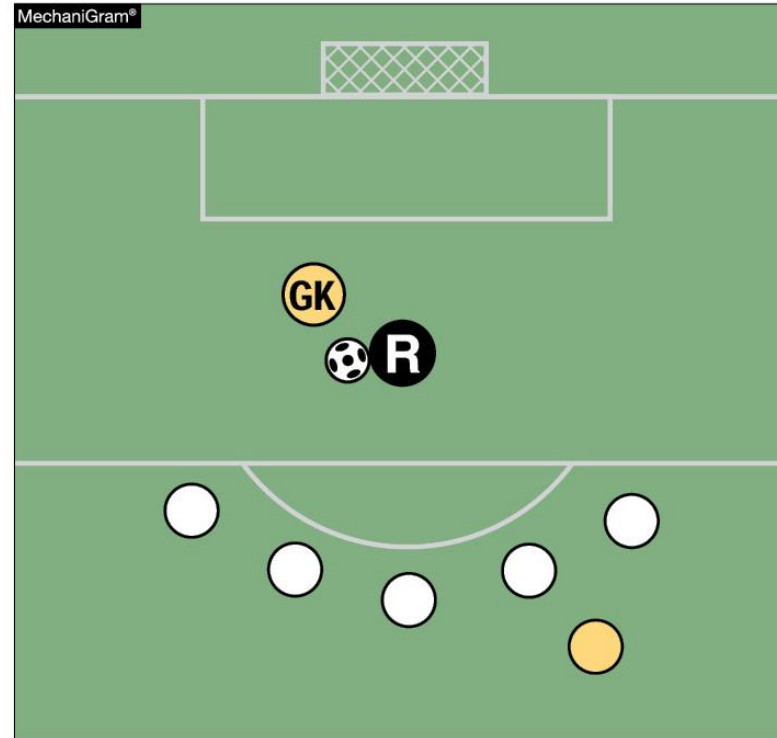
# RULES 9-2-2, 9-2-3 DROP BALL



A drop ball goes to one player of the team that last possessed the ball. The ball is dropped where it was last touched by a player, an outside agent or match official unless the ball was in the penalty area or the last touch by either team was in the penalty area.



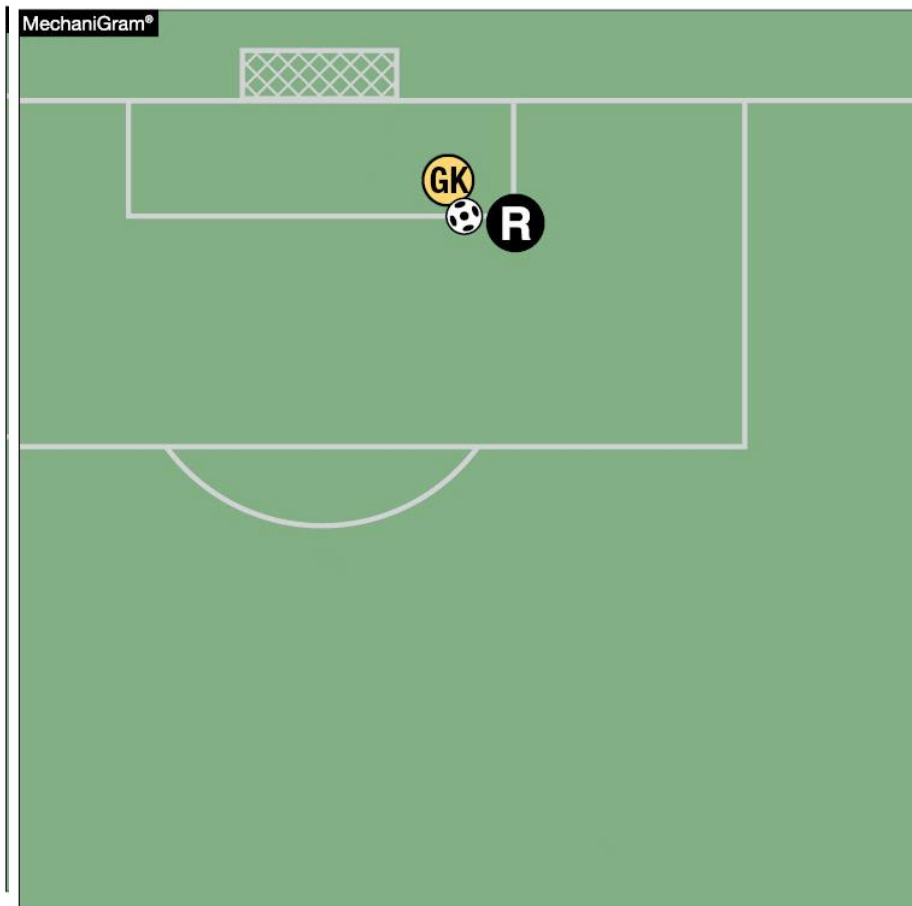
# RULES 9-2-2, 9-2-3 DROP BALL



If the ball was in the penalty area or the last touch by either team was in the penalty area when play was stopped, the ball is dropped to the defending team's goalkeeper. All opposing players must be outside the penalty area and all players must be at least four yards from the ball.



# RULES 9-2-2, 9-2-3 DROP BALL



If the ball was in the goal area when play was stopped, it is dropped to the goalkeeper on that part of the goal-area line which runs parallel to the goal line nearest the location where the ball was when play was stopped.



## **RULE 13-3-1 HOW TAKEN – FREE KICK**

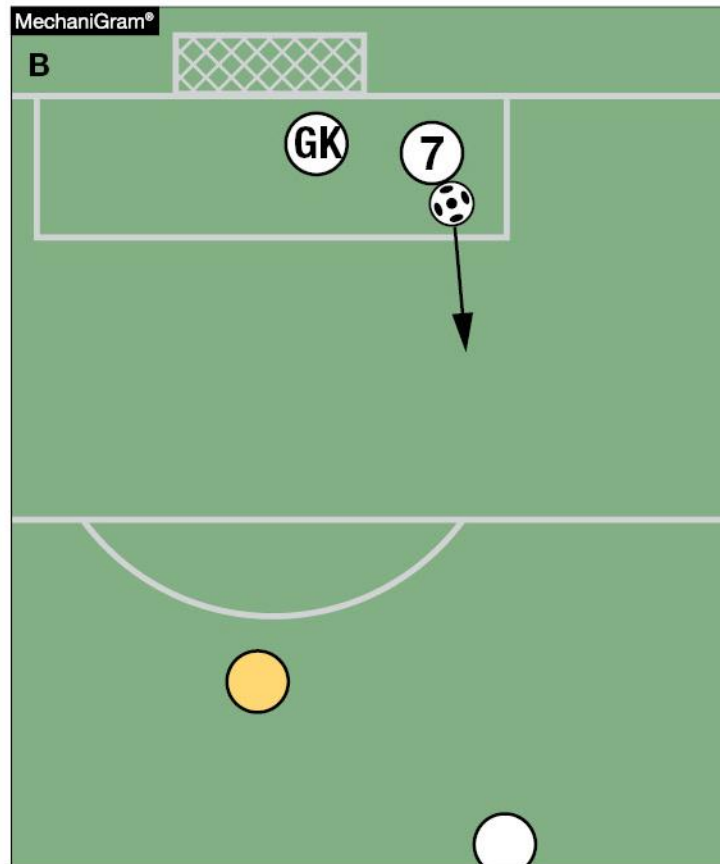
### **ART. 1...**

Players opposing the kicker shall be at least 10 yards from the ball until it is kicked, unless they are standing on their own goal line between the goal posts. If the free kick is awarded to the defending team in its penalty area, players opposing the kicker shall be outside the penalty area at least 10 yards from the ball and shall remain there until the ball is in play. Where 3 or more defending team players form a wall, all attacking team players must remain at least 1 yard from the wall until the ball is in play.





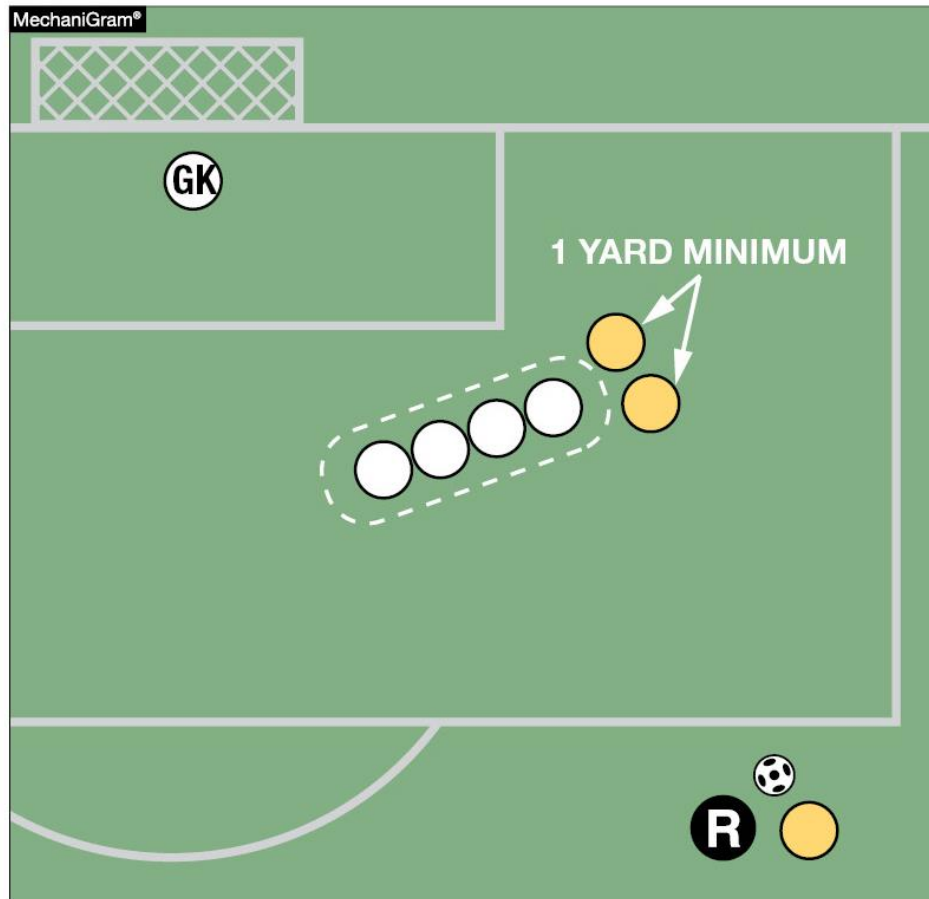
# RULE 13-3-1 FREE KICK — HOW TAKEN



On a free kick taken from within a team's penalty area, the ball is in play when it is kicked and moves (PlayPics A and B).



# RULE 13-3-1 FREE KICK — HOW TAKEN



When three or more defending team players form a wall, all attacking team players must remain at least one yard from the wall until the ball is in play.



## **RULE 13-3-2 HOW TAKEN – FREE KICK**

---

### **ART. 2...**

The ball shall be kicked while it is stationary on the ground at the spot specified by the official. To be in play, the ball shall be moved in any direction. Failure to kick the ball as specified shall result in a rekick.





## **RULE 13-3-4 NEW HOW TAKEN – FREE KICK**

### **NEW ART. 4...**

For indirect kicks, the referee shall signal an indirect kick (using Official NFHS Soccer Signals Rule 5-3-1b) by raising an arm above the head; this signal shall be maintained until the kick is taken and the ball touches another player or goes out of play. If the referee fails to signal the kick is indirect and the ball goes directly into the opponent's goal, the kick shall be retaken.







# RULE 13-3-4 NEW - FREE KICK – HOW TAKEN



The referee must show and hold the indirect kick signal until the kick is taken and the ball is touched by any other player. Failure of the referee to correctly signal indirect free kick when the ball goes directly into the opponent's goal results in a re-kick.



## **RULE 14-1-3 PENALTY KICK**

### **ART. 3...**

The opposing goalkeeper shall stand with at least one foot on or in-line with the goal line, facing the kicker, between the goal posts, and shall not be touching the goal posts, crossbar, or nets, until the ball is kicked. Lateral or forward movement is allowed, but the goalkeeper is not permitted to come off the line with both feet until the ball is in play.





# RULE 14-1-3 PENALTY KICK



The goalkeeper must stand with at least one foot on or in line with the goal line and shall not be touching the goal posts, cross bar or nets until the ball is kicked. While side to side movement is allowed, the goalkeeper is not allowed to leave the goal line with both feet until the ball is kicked and moves.



## **RULE 16-1-2; RULE 16-1-3 GOAL KICK**

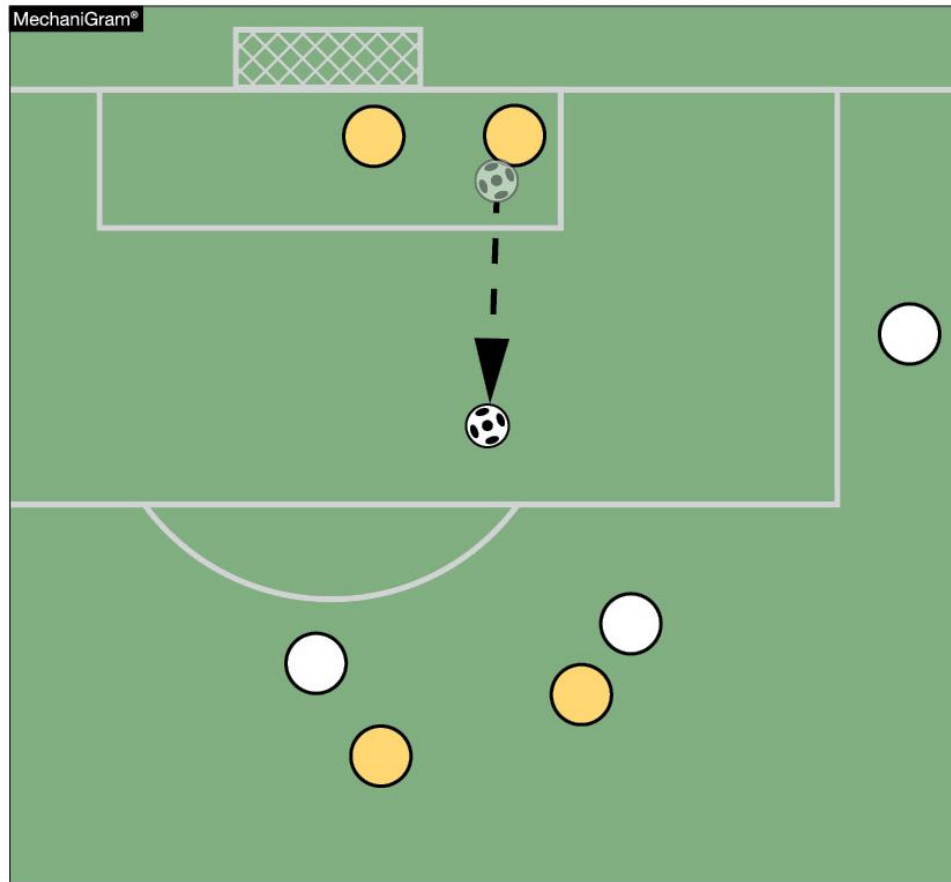
### **ART. 2...**

Players opposing the kicker shall remain outside the penalty area until the ball is in play.

### **ART. 3...**

Once spotted, the ball shall be kicked from the ground from any point within the goal area by a player of the defending team. The ball is in play when it is kicked and moves.

# RULES 16-1-2; 16-1-3 GOAL KICK



- Players opposing the kicker shall remain outside the penalty area until the ball is in play.
- Once spotted on the ground and within the goal area for a goal kick, the ball is in play when it has been kicked and moves.



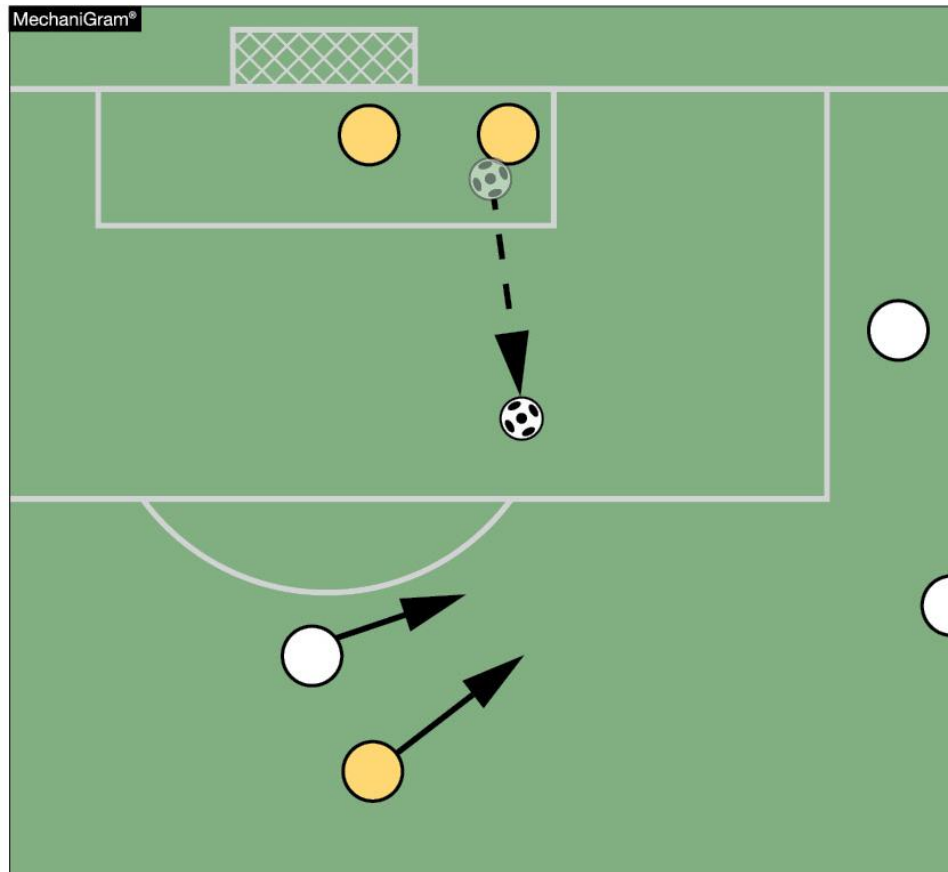
## **RULE 16-1-4 GOAL KICK**

### **ART. 4...**


After the goal kick is properly taken, the ball may be played by any player except the one who executes the goal kick. The kicker may not play the ball until it has been touched by another player.



# RULE 16-1-4 GOAL KICK



Once the goal kick is properly taken (the ball is kicked and moves) it may be played by any player other than the kicker without having to leave the penalty area.



# 2020-21 NFHS SOCCER EDITIORIAL CHANGES







## **RULES 12-5-1; 12-5-2 OBSTRUCTION**

Obstruction is the deliberate act of a player, that moves into the path of an opponent to block, slow down or force a change in direction when the ball is not within playing distance. Being in the way of an opponent is not an offense and is different than moving into the way.

A player may legally place him/herself between opponents and the ball provided the ball is within playing distance. This player may legally be challenged from behind.



## RULES 12-5-1, 12-5-2 OBSTRUCTION



- The definition of obstruction has not been changed. The wording has been edited for clarity.
- A player, within playing distance of the ball, may legally use his/her body to shield the ball from the opponent.



## 12-5-2 SITUATION NEW

A player dribbles the ball to a corner and while the ball is within playing distance, uses his/her body to block opponents from reaching the ball. **Ruling:** Legal as this is shielding.




## **RULE 12-8-2D, 4 SERIOUS FOUL PLAY**

### **ART. 2d, 4...**

Foul Play; disqualified: a player commits a foul inside the penalty area while not attempting to play the ball, denying the opponent an obvious goal-scoring opportunity, and the referee awards a penalty kick.



# RULES 12-8-2D, 4 SERIOUS FOUL PLAY



Player B2 with no attempt to play the ball, fouls the attacking player A1 inside the penalty area denying an obvious goal-scoring opportunity (PlayPic A). The referee awards the opponents a penalty kick and issues a red card to B2 (PlayPic B).

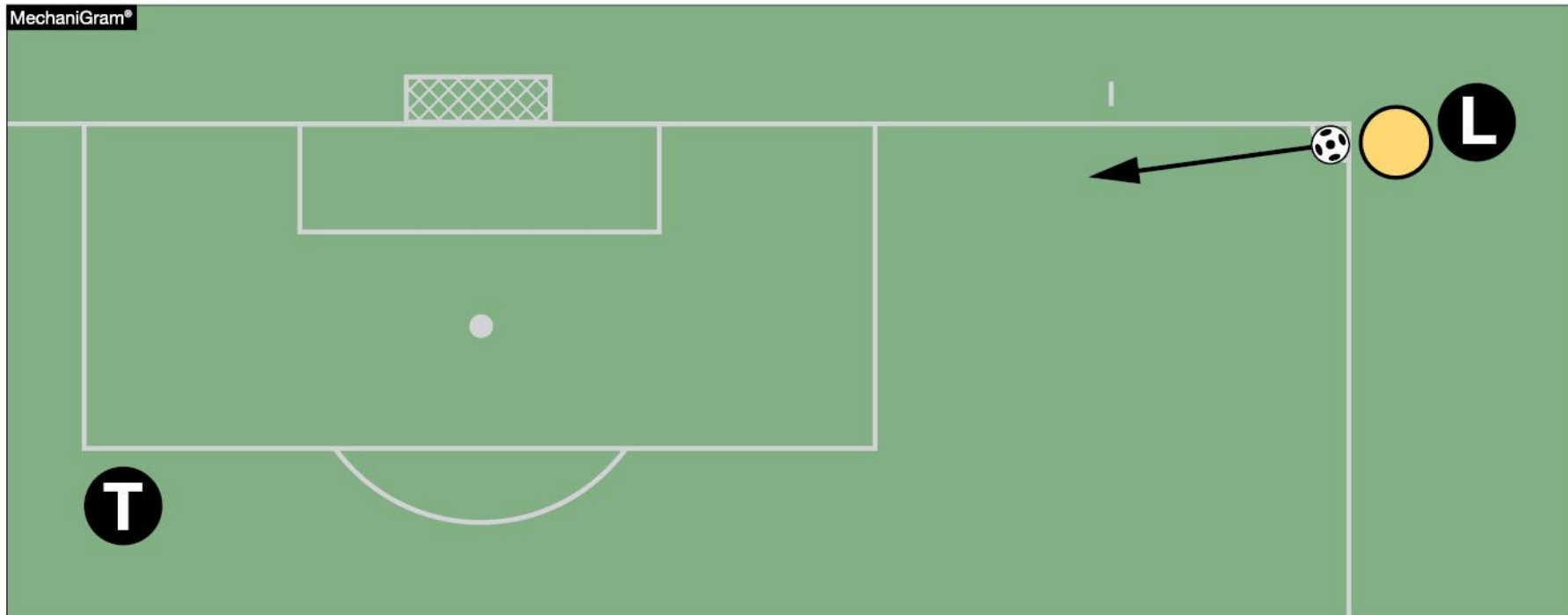


## DUAL AND DOUBLE DUAL CORNER KICK OFFICIATING-SYSTEM

When the ball is kicked from the right side, the lead official will take a position behind the ball and corner flag. When the ball is kicked, the official will observe the flight of the ball, and once it's determined that the ball will land in the field of play, the official can move inward along the goal line so as to better observe the actions of the players where the ball will land.



# DUAL AND DOUBLE DUAL-OFFICIATING SYSTEM



On a corner kick from the right, the lead referee shall be in a position behind the ball and the corner flag so that he/she sees down the goal line, can follow the flight of the ball on the kick and observe the action of the players.



## **RULE 1-1B; 7-1-1 MIDDLE SCHOOL**

---


Moved all rules referencing junior high/middle school athletics to an Appendix near the end of the rules book.








# MOVED ALL REFERENCES TO MIDDLE SCHOOL ATHLETICS



All rules referencing junior high/middle school athletics have been moved to an Appendix near the end of the rules book so they can be found in one place.





# 2020-21 SOCCER POINTS OF EMPHASIS



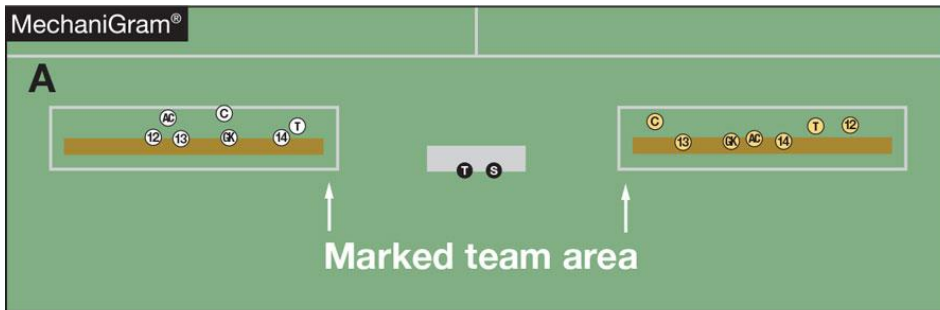


# CORRECT FIELD MARKINGS AND APPROPRIATE UNIFORM

It is important that games are played on fields marked in a consistent manner, and players wear uniforms according to NFHS rules. If a field is improperly marked and/or if a team wears an illegal uniform the referee shall contact the state association, who will work with school administrators to make appropriate changes. In addition, during pregame communication with school administration, game officials are also encouraged to communicate these corrective actions directly to administrators.



# CORRECT FIELD MARKINGS AND APPROPRIATE UNIFORM



- Fields must be marked in a consistent manner (MechaniGram A), and players must wear uniforms according to NFHS rules (PlayPic B).
- Referees should report to the school and the state office designee noncompliance on the part of field markings and inappropriate uniforms.



# UNDERSTANDING THE DIFFERENCE BETWEEN FAIR, HARD PLAY AND A FOUL

Soccer is a contact sport and understanding the differences between fair and hard play and a foul that is either reckless or serious is important to ensuring fair play and the safety of the players. When a player acts with disregard of the danger to, or consequences for, the opponent, he/she should be cautioned for reckless play. When a player uses disproportionate and unnecessary force against an opponent, he/she could be disqualified for serious foul play.






## **UNDERSTANDING THE DIFFERENCE BETWEEN FAIR, HARD PLAY AND A FOUL (CON'T)**

It is critical coaches teach players about their own safety and the safety of their opponents, and officials recognize the differences between reckless and serious and the corresponding penalties. Safety, fair play and sportsmanship should be emphasized in the pregame meeting. Communication between officials, coaches and captains should continue throughout a match, especially as the intensity increases. And when reckless or serious foul play occurs, officials should deal with the situation immediately – this kind of play should not be tolerated.





# UNDERSTANDING THE DIFFERENCE BETWEEN FAIR, HARD PLAY AND A FOUL



Referees are encouraged to engage in continuing education to improve their ability to distinguish between fair play and fouls.



## EDUCATION-BASED SOCCER

High school athletics is education-based, and some mechanics of our game are intentionally different from other levels of soccer. The pregame meeting, for example, is a time for officials to communicate expectations to both coaches and captains. This **REQUIRED** meeting for both head coaches and captains should cover pertinent rules, sportsmanship, the coin toss, and properly and legally equipped players. This meeting is a purposeful start to an education-based interscholastic match





## EDUCATION-BASED SOCCER



Mechanics of the NFHS high school soccer game may differ from those of other playing codes because of the need to teach. Coaches and referees should be teaching student-athletes in every phase of the competition in everything that is done.